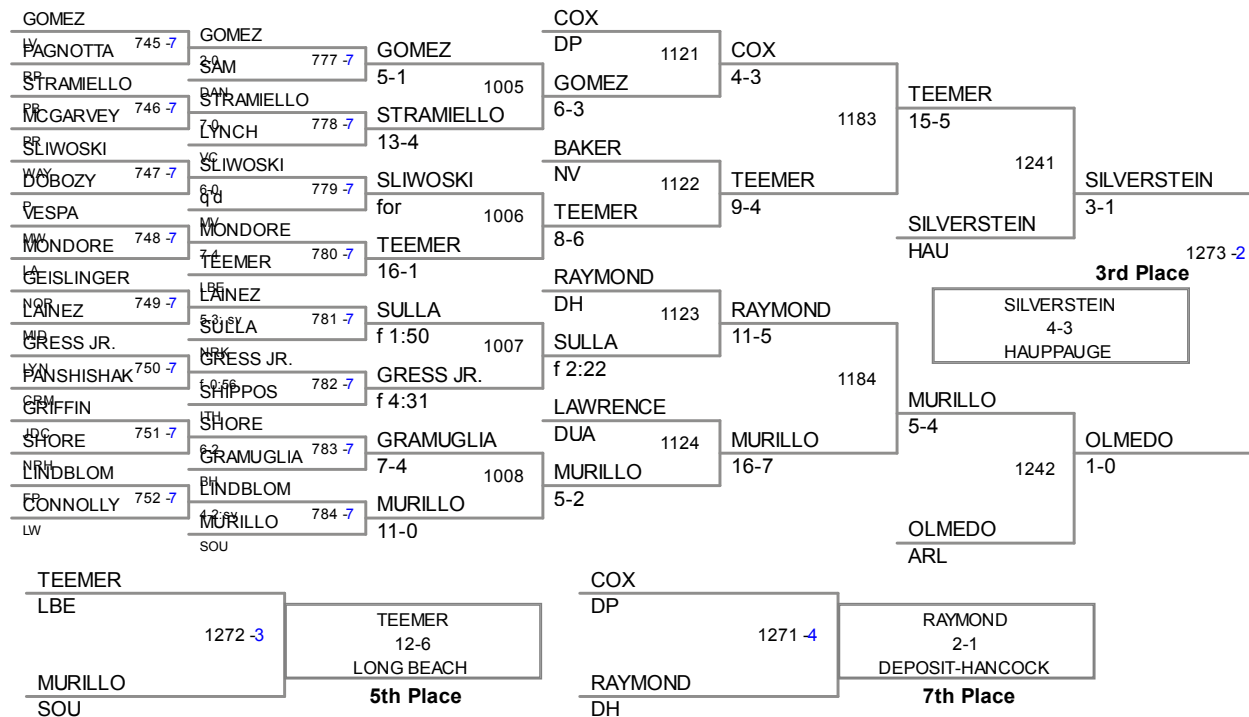



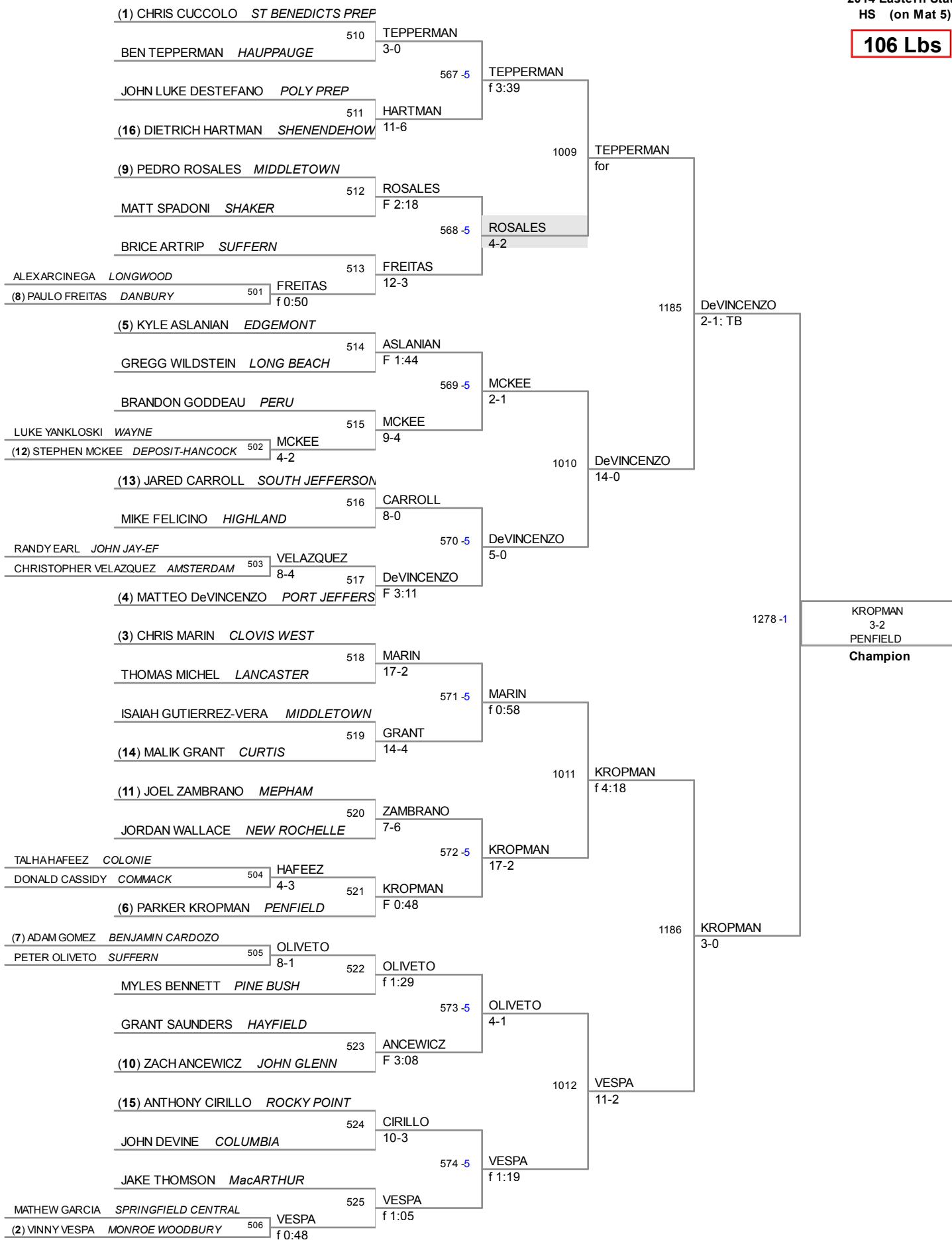
2014 Eastern States Team Scores - Last Modified: 1/11/14 18:59

Plc Team	Score	Ch	Co	Plc Team	Score	Ch	Co	Plc Team	Score	Ch	Co	Plc Team	Score	Ch	Co	Plc Team	Score	Ch	Co				
1 CLOVIS WEST	129.0	-	-	25 TAPPEN ZEE	41.0	-	-	51 DUANESBURG	27.0	-	-	75 SOUTHAMPTON	16.0	-	-	100 MAHOPAC	8.0	-	-	126 SCARSDALE	2.0	-	-
2 SPRINGFIELD CENTRAL	97.0	-	-	27 ST BENEDICTS PREP	40.0	-	-	51 EAST ISLIP	27.0	-	-	77 CHURCHVILLE-CHILI	15.5	-	-	100 SHERBURNE-EARLVILLE	8.0	-	-	127 CARMEL	0.0	-	-
3 HAUPPAUGE	94.5	-	-	28 ALFRED ALMOND	39.5	-	-	51 GARDEN CITY	27.0	-	-	78 SUFFERN	15.0	-	-	103 LANCASTER	7.5	-	-	127 KINGSTON	0.0	-	-
4 LOCUST VALLEY	83.5	-	-	29 SCHALMONT	39.0	-	-	54 PEARL RIVER	26.5	-	-	79 FARMINGDALE	14.0	-	-	103 NEW UTRECHT	7.5	-	-	127 SUSQUEHANNA VALLEY	0.0	-	-
5 MONROE WOODBURY	81.5	-	-	30 COLUMBIA	38.5	-	-	55 FOX LANE	25.0	-	-	79 JAMES MADISON	14.0	-	-	105 FRONTIER	7.0	-	-	127 WALKKILL	0.0	-	-
6 DANBURY	73.0	-	-	30 MEPHAM	38.5	-	-	56 WANTAGH	24.5	-	-	79 NEWFIELD	14.0	-	-	105 HIGHLAND	7.0	-	-				
7 NORTH ROCKLAND	70.5	-	-	32 NORWICH	38.0	-	-	57 HAYFIELD	24.0	-	-	79 PUTNAM VALLEY	14.0	-	-	105 NANUET	7.0	-	-				
8 MacARTHUR	67.5	-	-	33 WAYNE	37.0	-	-	57 LONGWOOD	24.0	-	-	83 BELLMORE-JFK	13.0	-	-	105 OGDENSBURG	7.0	-	-				
9 EASTPORT- S MANOR	67.0	-	-	34 SHOREHAM	36.5	-	-	59 CHAMINADE	23.0	-	-	83 COMMACK	13.0	-	-	109 BYRAM HILLS	6.0	-	-				
10 SACHEM EAST	65.0	-	-	35 BREWSTER	36.0	-	-	59 JOHN GLENN	23.0	-	-	83 VALLEY CENTRAL	13.0	-	-	109 CROTON	6.0	-	-				
11 ROCKY POINT	64.0	-	-	35 GREENE	36.0	-	-	59 PINE BUSH	23.0	-	-	86 BEACON	12.0	-	-	109 EDGEMONT	6.0	-	-				
12 MINISINK VALLEY	63.0	-	-	37 UNION ENDICOTT	35.0	-	-	62 MIDDLETOWN	21.0	-	-	86 HOOSICK FALLS	12.0	-	-	109 JOHN JAY-CR	6.0	-	-				
13 MSGR FARRELL	61.0	-	-	38 ARLINGTON	34.0	-	-	63 LONG BEACH	20.5	-	-	88 HORACE GREELEY	11.0	-	-	113 CURTIS	5.0	-	-				
14 SHENENDEHOWA	60.5	-	-	38 ITHACA	34.0	-	-	64 CORNWALL	20.0	-	-	88 LaSALLE	11.0	-	-	113 RAVENA	5.0	-	-				
15 BURNT HILLS	58.0	-	-	38 NEW HARTFORD	34.0	-	-	64 JAMESVILLE-DEWITT-CBA	20.0	-	-	88 OXFORD	11.0	-	-	113 RC KETCHAM	5.0	-	-				
16 PENFIELD	54.5	-	-	41 DEPOSIT-HANCOCK	33.0	-	-	64 WARWICK VALLEY	20.0	-	-	88 SOUTHLINGTON	11.0	-	-	116 BENJAMIN CARDOZO	4.5	-	-				
17 PORT JEFFERSON	53.0	-	-	42 AMSTERDAM	32.0	-	-	67 SOMERS	19.5	-	-	88 WEST SENECA EAST	11.0	-	-	116 CANASTOTA	4.5	-	-				
18 JOHNSON CITY	50.5	-	-	42 COLONIE	32.0	-	-	67 TONAWANDA	19.5	-	-	93 GOUVERNEUR	10.0	-	-	116 FORDHAM PREP	4.5	-	-				
18 WARD MELVILLE	50.5	-	-	42 SOUTH JEFFERSON	32.0	-	-	69 QUEENSBURY	19.0	-	-	94 KENMORE WEST	9.5	-	-	119 HACKLEY	4.0	-	-				
20 WARSAW	49.0	-	-	45 PERU	31.5	-	-	70 LYNDONVILLE	18.0	-	-	95 CARTHAGE	9.0	-	-	119 RED HOOK	4.0	-	-				
21 PORT JERVIS	46.0	-	-	46 WALT WHITMAN	31.0	-	-	70 OSSINING	18.0	-	-	95 HUDSON FALLS	9.0	-	-	119 WINGATE	4.0	-	-				
22 DEER PARK	44.5	-	-	47 LANSING	30.5	-	-	72 HOLAND PATENT	17.0	-	-	95 SHAKER	9.0	-	-	122 BROOKLYN INTRNTL	3.0	-	-				
23 NEWARK VALLEY	42.0	-	-	48 GENERAL BROWN	29.0	-	-	72 NEWBURGH	17.0	-	-	98 AMITYVILLE	8.5	-	-	122 GLENS FALLS	3.0	-	-				
24 SYOSSET	41.5	-	-	49 JOHN JAY-EF	28.0	-	1	72 SALEM	17.0	-	-	98 NEW ROCHELLE	8.5	-	-	122 MARTIN L KING	3.0	-	-				
25 POLY PREP	41.0	-	-	50 EAGLE ACADEMY	27.5	-	-	75 AMHERST	16.0	-	-	100 ADDISON	8.0	-	-	122 NEW PALTZ	3.0	-	-				


99 Lbs



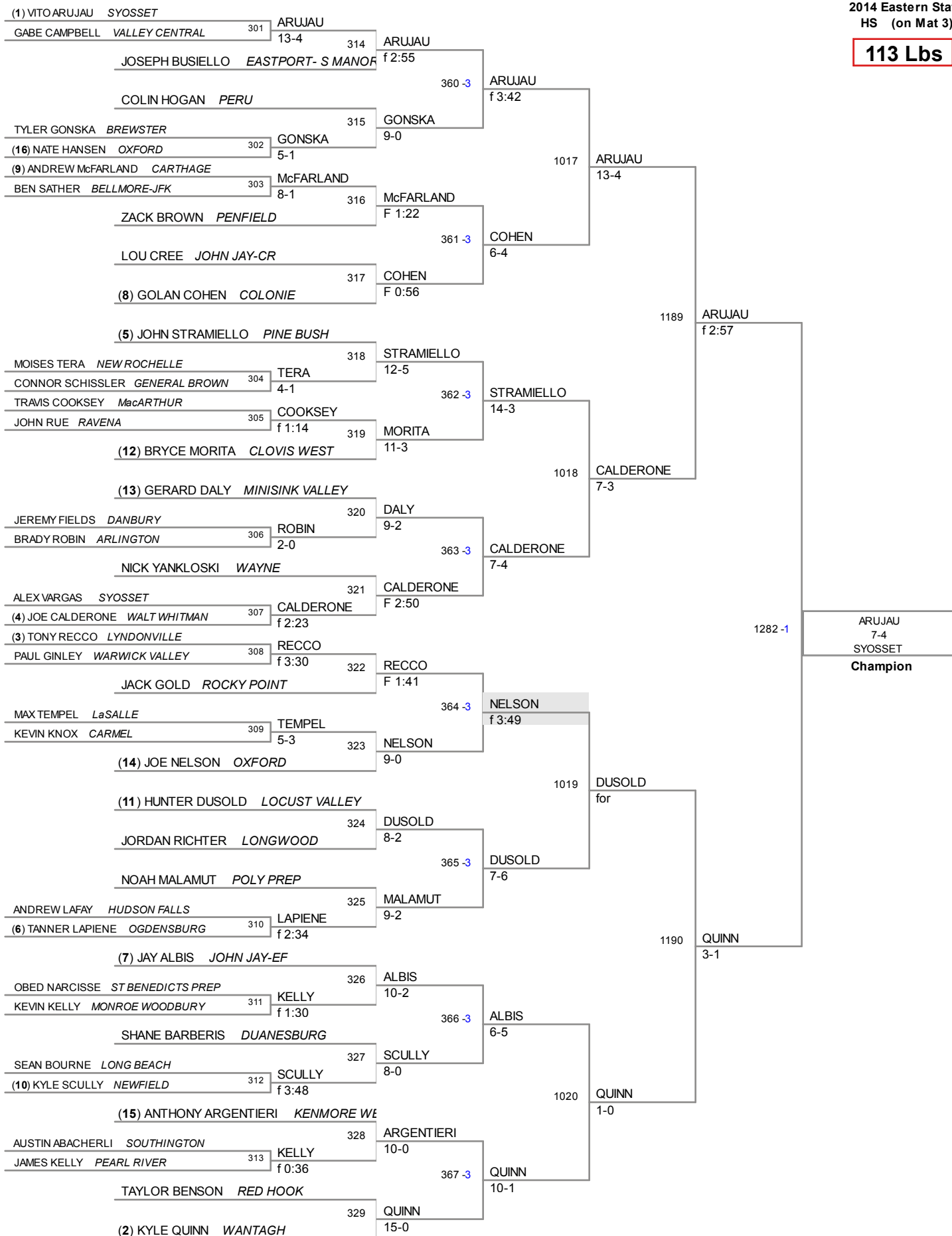
106 Lbs




106 Lbs



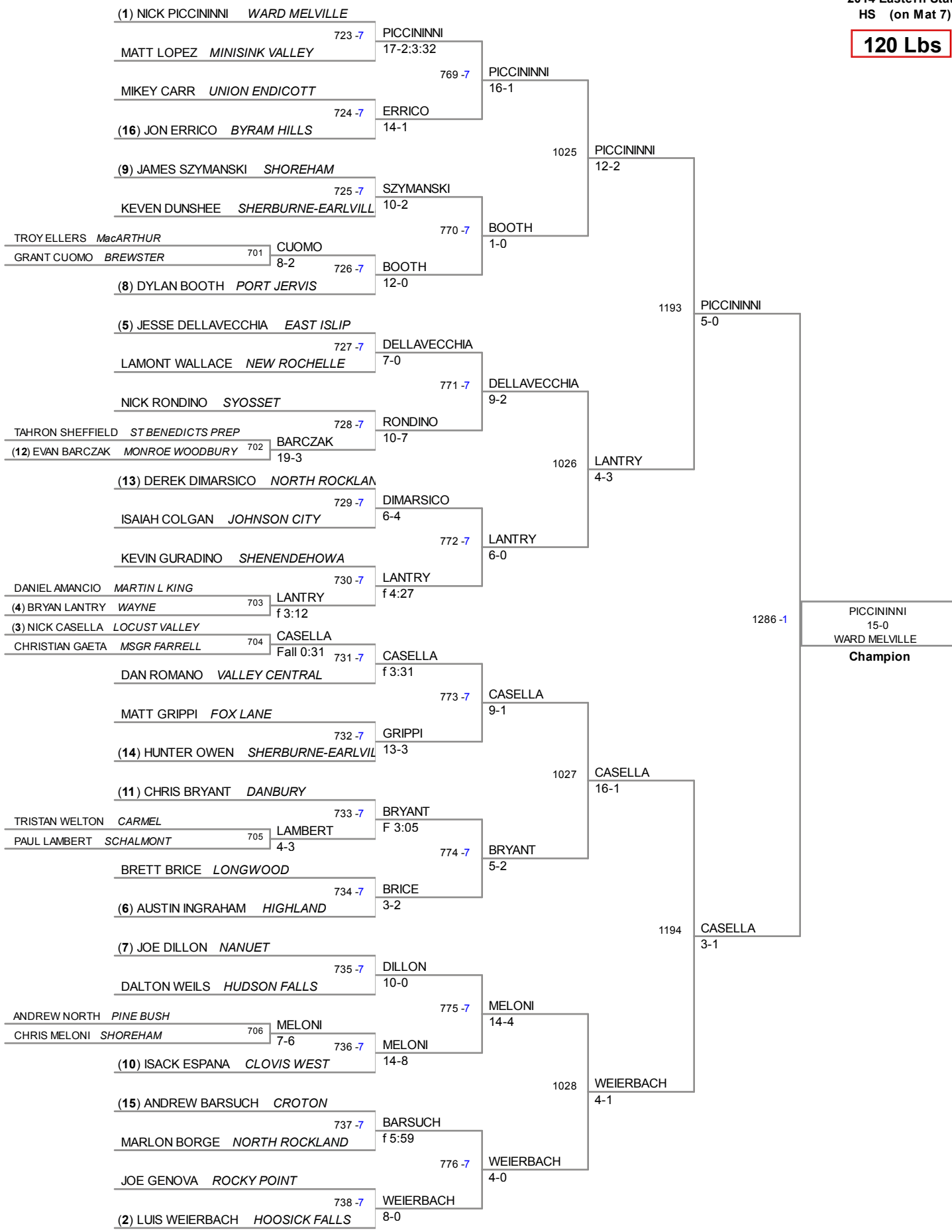
113 Lbs




113 Lbs



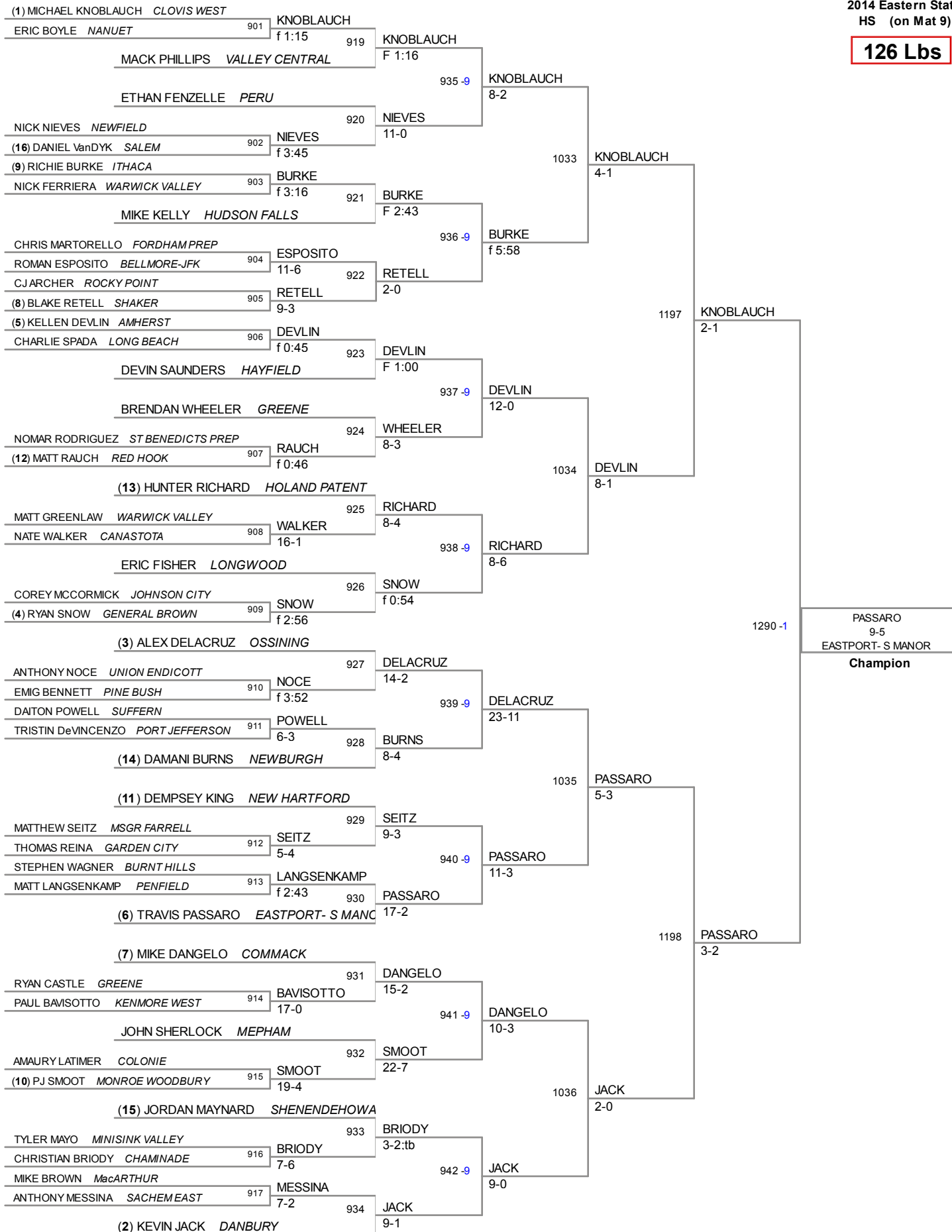
120 Lbs



120 Lbs



126 Lbs



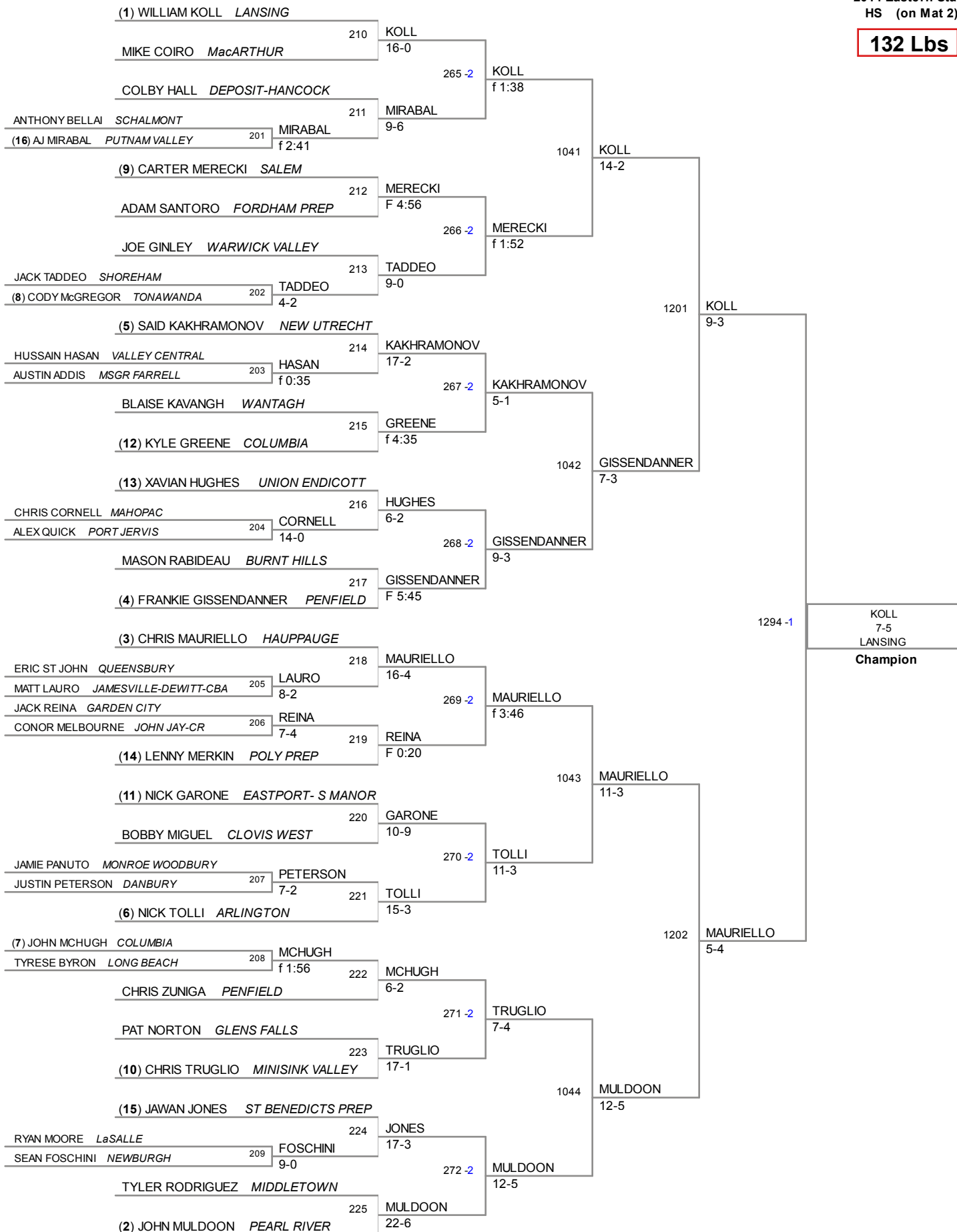
126 Lbs

BOYLE	BOYLE	MESSINA	WHEELER	MESSINA	DEVLIN
NAN	BYE MESSINA 943 -9	15-0 959 -9	GR 967 -9	3-2	AMH
BYE	SAC VanDYK	VanDYK	MESSINA	1037	
VanDYK	BYE MAYNARD 944 -9	3-0	SNOW	8-3	
SAL	SHE FERRIERA	SHERLOCK	SNOW	1137	
FERRIERA	BYE SHERLOCK 945 -9	for 960 -9	GB 968 -9	10-2	DELACRUZ
WV	MEP ARCHER	ARCHER	SHERLOCK	16-0	4-2:sv
BYE	RP BAVISOTTO 946 -9	4-2	NIEVES		1249
MARTORELLO	KW SPADA	LANGSENKAMP	NFD 969 -9	5-3	DELACRUZ
FP	BYE LANGSENKAMP 947 -9	5-3 961 -9	KING	4-0	1199
ARCHER	PEN RODRIGUEZ	KING	KING	1038	6-2
918	BYE KING 948 -9	f 1:36	RETELL	7-0	
RP	NH GREENLAW	POWELL	SKR 970 -9	1138	
SPADA	BYE POWELL 949 -9	4-2 962 -9	NOCE	for	DANGELO
BYE	WV MCCORMICK	NOCE	NOCE	4-3	13-1
BYE	BYE NOCE 950 -9	4-1	SMOOT		
BYE	UE BENNETT	FISHER	MW 971 -9	DeVINCENZO	COM
BYE	BYE FISHER 951 -9	f 1:42	DeVINCENZO	8-4	
RODRIGUEZ	BY DeVINCENZO	8-3	BRIODY	1039	
SBP	BYE WALKER 952 -9	REINA	CH 972 -9	2-0	
BYE	CAN REINA	REINA	REINA	1139	
BYE	BYE RAUCH 953 -9	11-3 964 -9	9-8	BURKE	
GREENLAW	RH WAGNER	SAUNDERS	BURNS	ITH	
BYE	BYE SAUNDERS 954 -9	8-0	NFA 973 -9	4-0	
BYE	HAY CASTLE	ESPOSITO	BURNS	1200	
BYE	BYE CASTLE	12-5 965 -9	f 0:35		
MCCORMICK	GR ESPOSITO	KELLY	7-1	SEITZ	
JC	BYE LATIMER	7-4	SEITZ	1140	
BYE	BYE KELLY 956 -9	MAYO	MF 974 -9	SEITZ	
BENNETT	BYE MAYO	f 0:46 966 -9	SEITZ	4-0	
BYE	MV FENZELLE 957 -9	BROWN	BROWN	2-1	
BYE	PERU BROWN	12-7	RICHARD	HP	
DeVINCENZO	MAC PHILLIPS 958 -9				
BF	VC				
BYE					
REINA					
GCI					
WAGNER					
BH					
BYE					
BYE					
CASTLE					
GR					
BYE					
LATIMER					
COL					
BYE					
MAYO					
MV					
BROWN					
MAC					
BYE					


DEVLIN	BURKE
AMH	3-0
1288 -3	ITHACA
BURKE	5th Place
ITH	

DANGELO	DANGELO
COM	9-4
1287 -4	COMMACK
SEITZ	7th Place
MF	

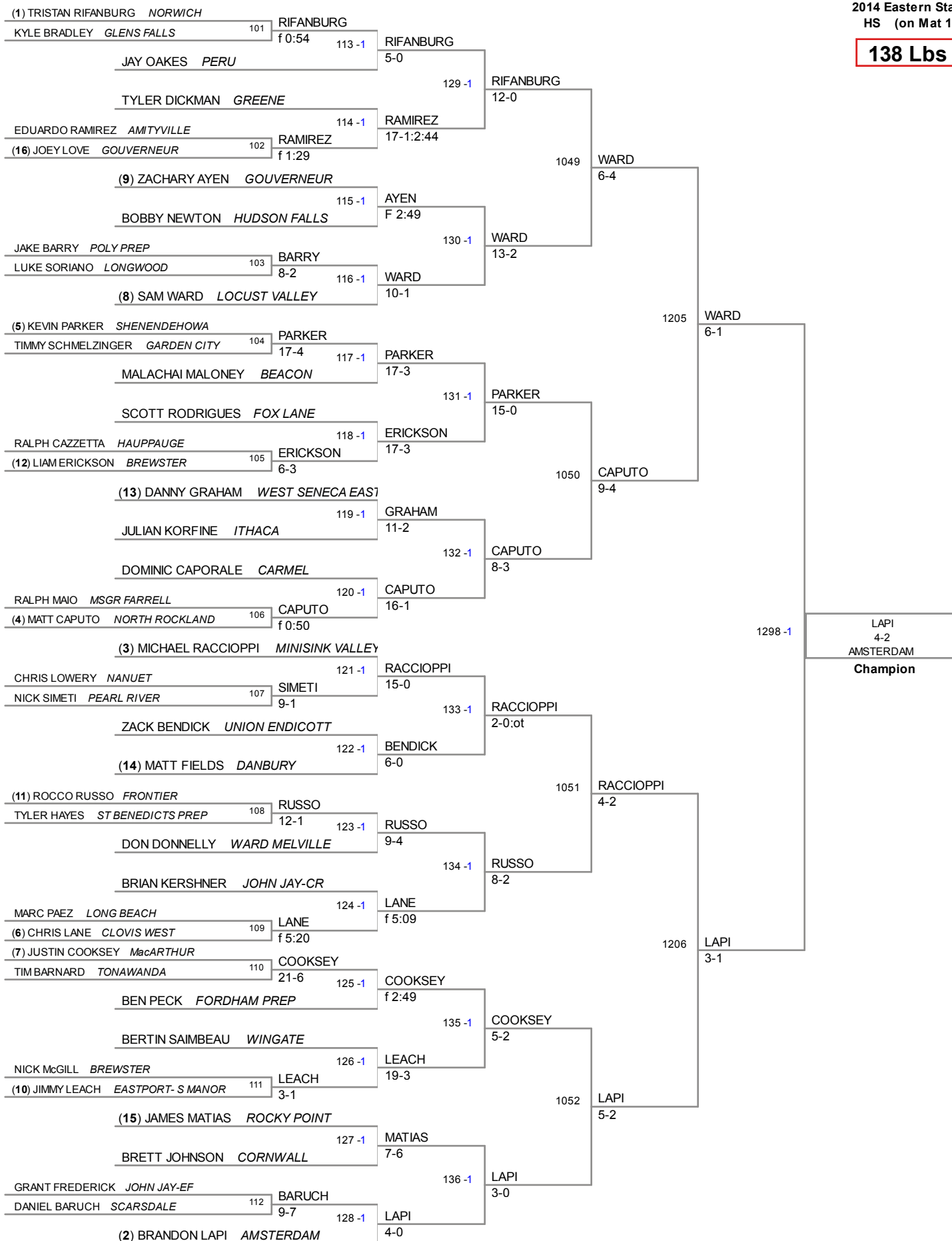
132 Lbs




132 Lbs



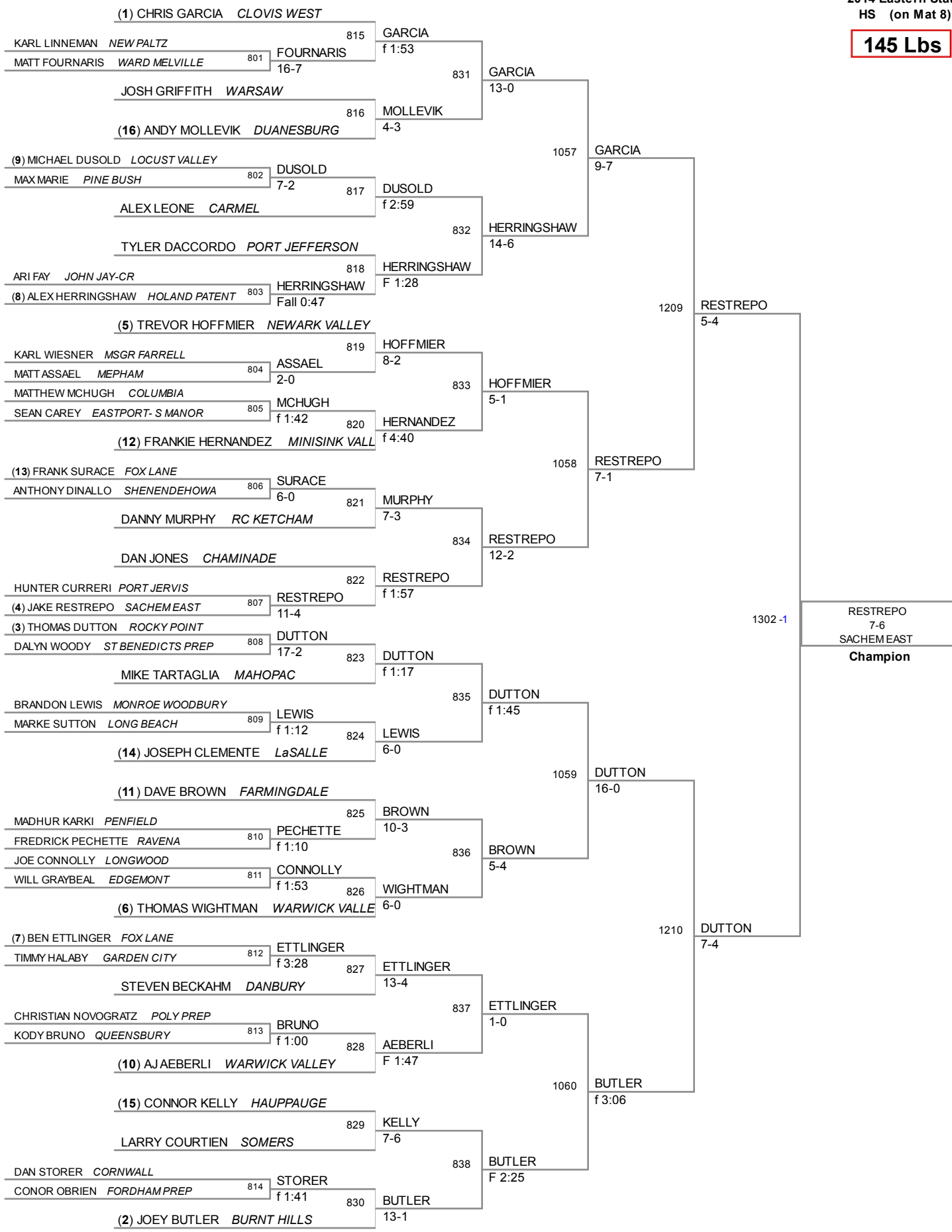
138 Lbs



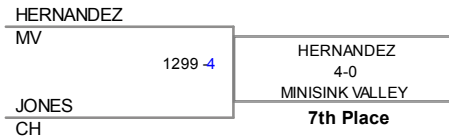
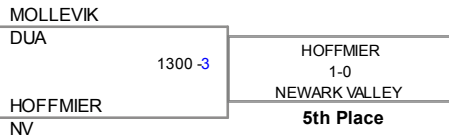

138 Lbs



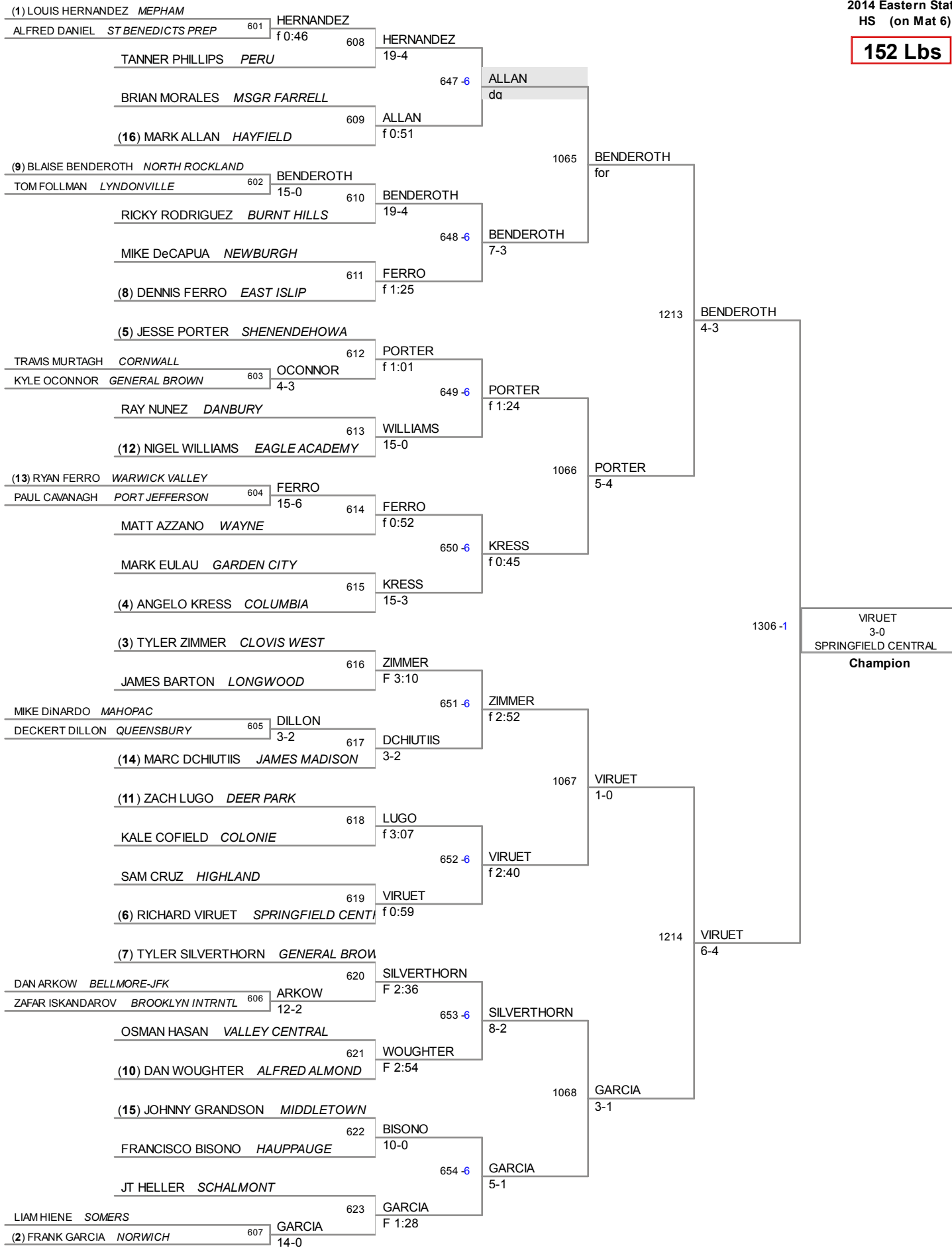
145 Lbs



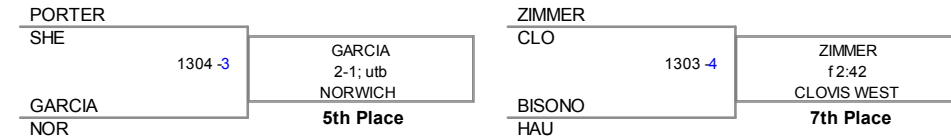

145 Lbs



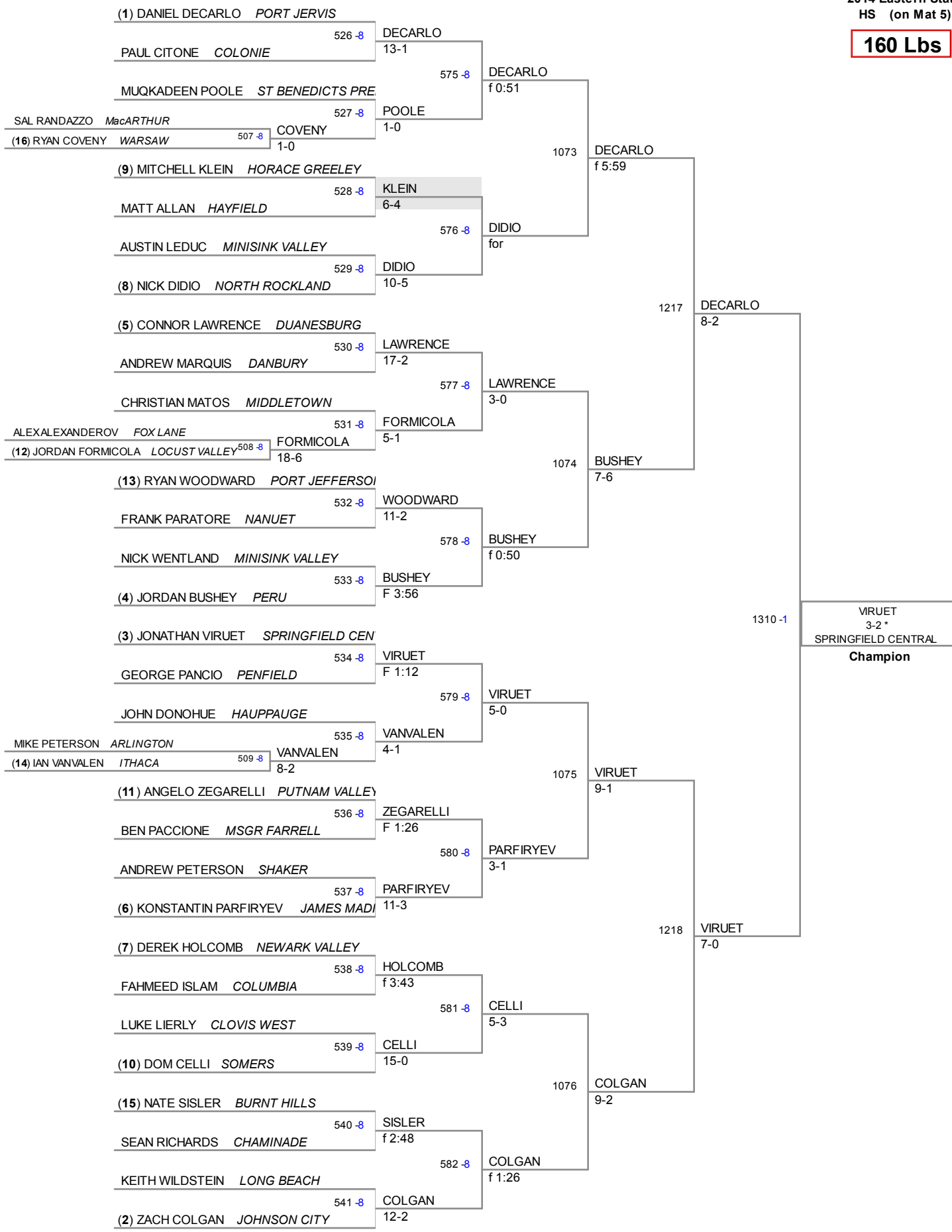
152 Lbs




152 Lbs



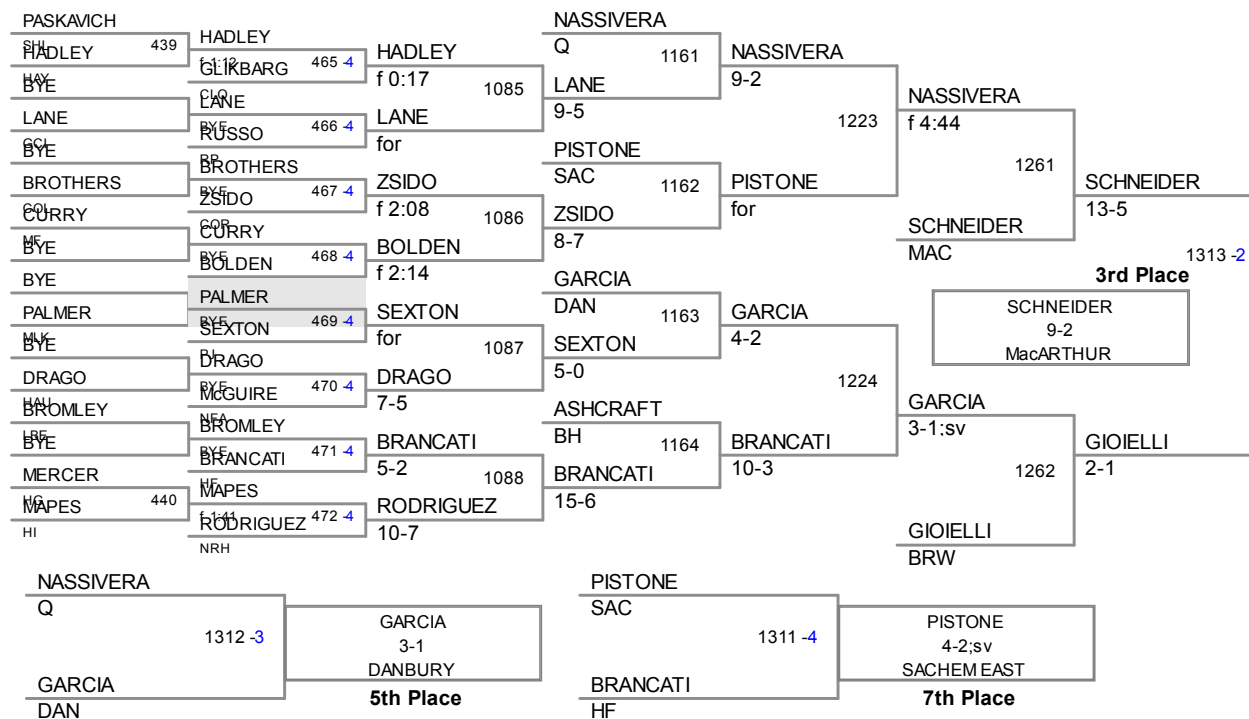

160 Lbs




160 Lbs




170 Lbs



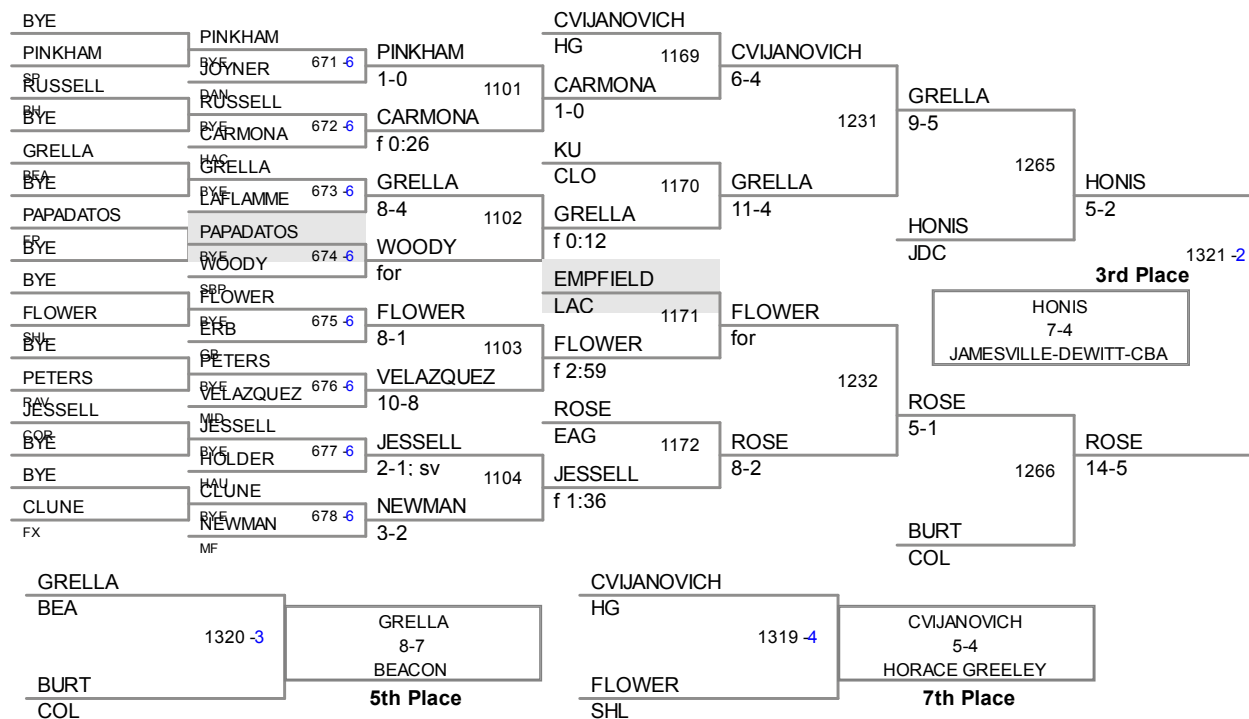

182 Lbs





182 Lbs



195 Lbs



220 Lbs



285 Lbs

